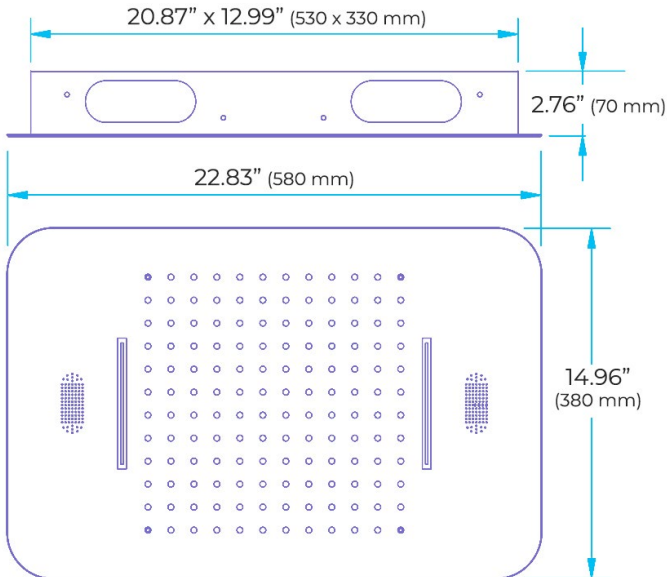


GOLD THERMOSTATIC LED REMOTE CONTROLLED RECESSED CEILING GOLD MOUNT RAINFALL WATERFALL SHOWER SYSTEM WITH JETTED BODY SPRAYS AND HANDHELD SHOWER SPECIFICATIONS



Shower Head

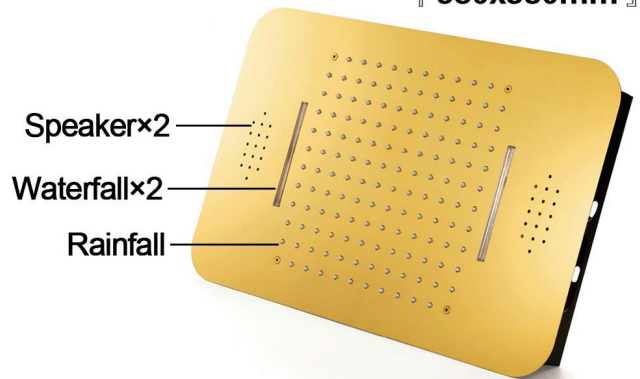
Shower Panel /Hose Material: 304 Stainless Steel
 Showerheads Install: Embedded Ceiling Mounted
 Concealed Mixer Install: Wall-Mounted
 LED Shower Head Functions: Rainfall, Waterfall
 Water Pressure: 0.3 MPA
 Water Flow: 16L/min~28L/min
 Shower Accessories Material: Brass
 LED Light: Need to Connect Power
 Shower Hose Length: 1.5M
 AC: 100-265V 50/60Hz
 Music: Need Bluetooth




Product shown is only for installation display purpose

304 Stainless Steel

『 580x380mm 』


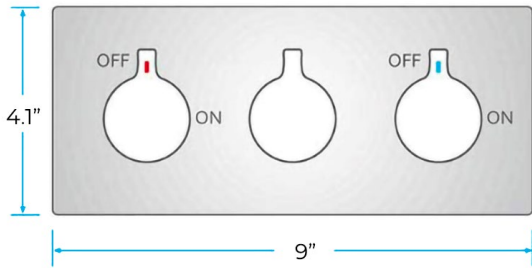


Water Pressure: 0.3-0.5MPA
Shower Flow Rate: 16-28L/min

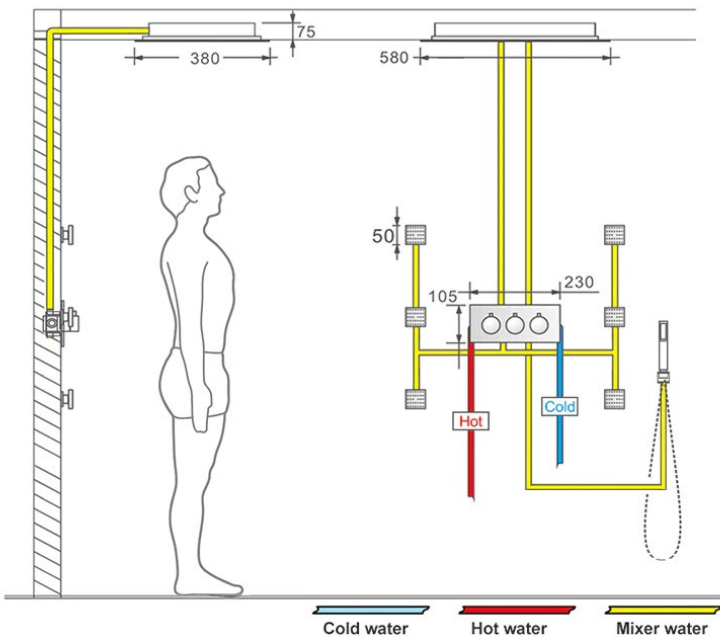


All dimensions and specifications are nominal and may vary. Use actual products for accuracy in critical situations.

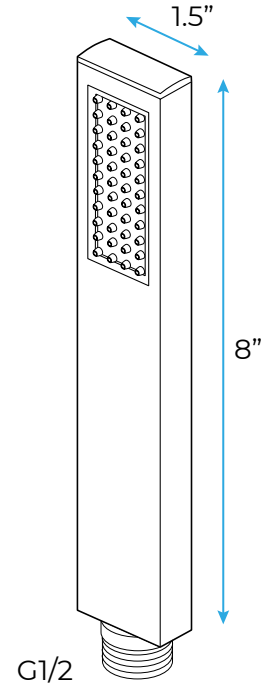
Shower Mixer



Shower Mixer Connections

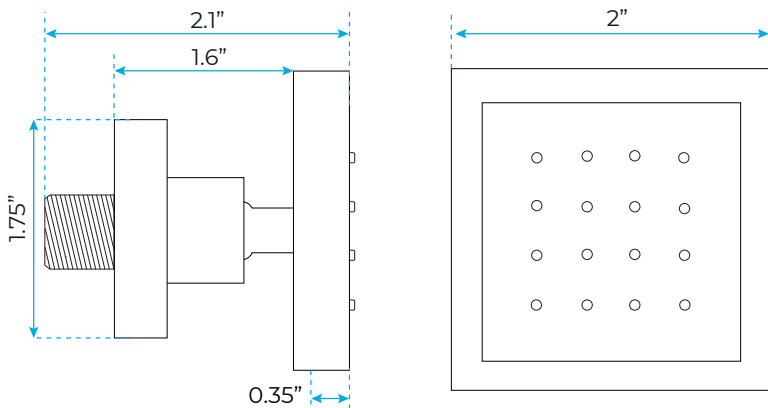


Hand Shower



Flow Rate: 2.0 GPM / 7.6 LPM

Body Jet



Thread Interface Size: G 1/2 Inch
 Type: Fixed Rotatable Type
 Installation Type: Wall Mounted
 Material: Brass
 Feature: Can rotate 360 degrees
 Flow Rate: 1.5 GPM / 5.7 LPM (each Bodyspray)