

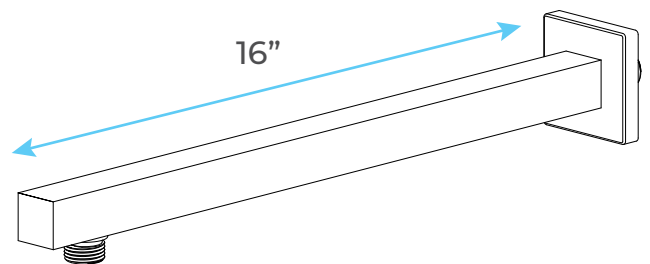
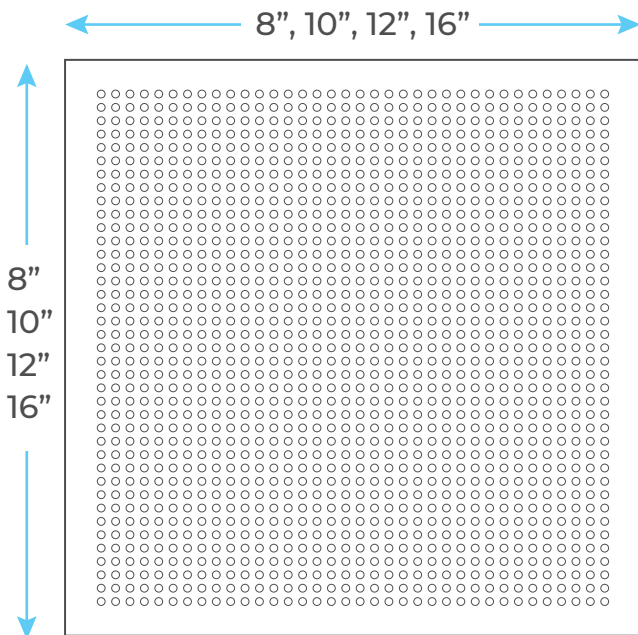
## VELAR BATHROOM SHOWER SET N45 SPECS



### Specifications

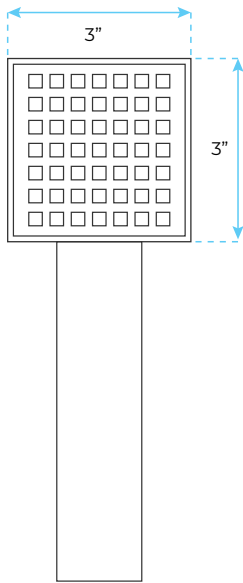
SHOWERHEAD MATERIAL: SOLID BRASS  
FINISH: CHROME  
SHOWERHEAD THICKNESS: 0.33"  
SHOWERHEAD WIDTH: AVAILABLE IN 8", 10", 12", 16"

### Shower Head Size:



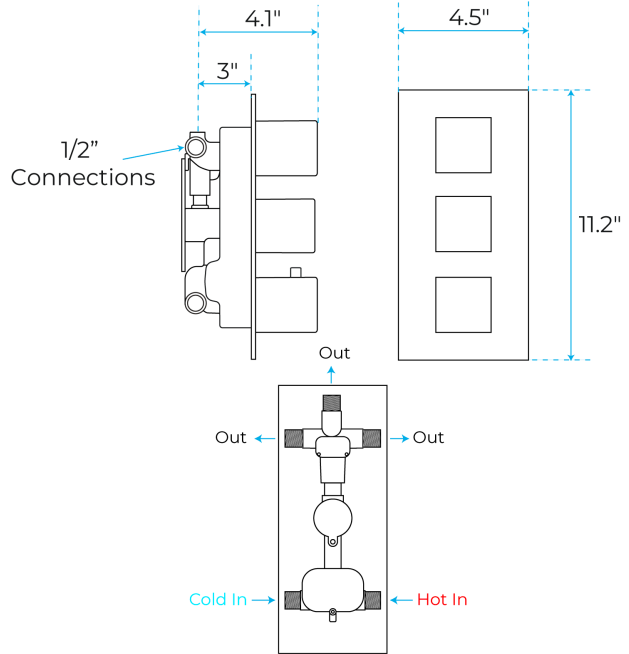
Flow Rate  
2.5 GPM / 9.5 LPM (rain Shower);

**Hand Shower Size:**



The minimum required water pressure is 0.05 MPa (0.5 bar).  
Flow rate 2.5 GPM (9.5 LPM).

**Mixer Size:**



**Body Jets Size:**

